



ಬೃಹತ್ ಬೆಂಗಳೂರು ಮಹಾನಗರ ಪಾಲಿಕೆ
Bruhat Bengaluru Mahanagara Palike



BBMP COVID-19 WAR ROOM 09.08.2022



OVERVIEW OF COVID-19 IN BENGALURU



CASE TRENDS

ACTIVE CASES **7,333**

Confirmed Cases

1,098

18,46,564 #

Recovered Cases

1,534

18,22,252 #

Death Cases

0

16,979 #



HOSPITALIZATION

54

ICU – V

1

ICU

13

HDU

5

General

35

INCLUDES GOVT. QUOTA AND PRIVATE WALK-IN HOSPITALIZATION



VACCINATION

9,114

2,02,22,899 #

First Dose

379

96,64,988 #

Second Dose

2,993

94,29,268 #

Precaution Dose

5,742

11,28,643 #



TRIAGING

MTU

19

Tele Triage

576



ACTIVE CLUSTERS

23

Budding Clusters (<5 Cases)

23

Clusters (> 5 cases)

0



TESTING

17,819

3,11,86,324 #

RAT

3,634

RTPCR

14,185

Positivity : 7.36%

*FOR LAST 7 DAYS

: indicates cumulative numbers till date



ABSTRACT OF COVID-19 SCENARIO IN BENGALURU

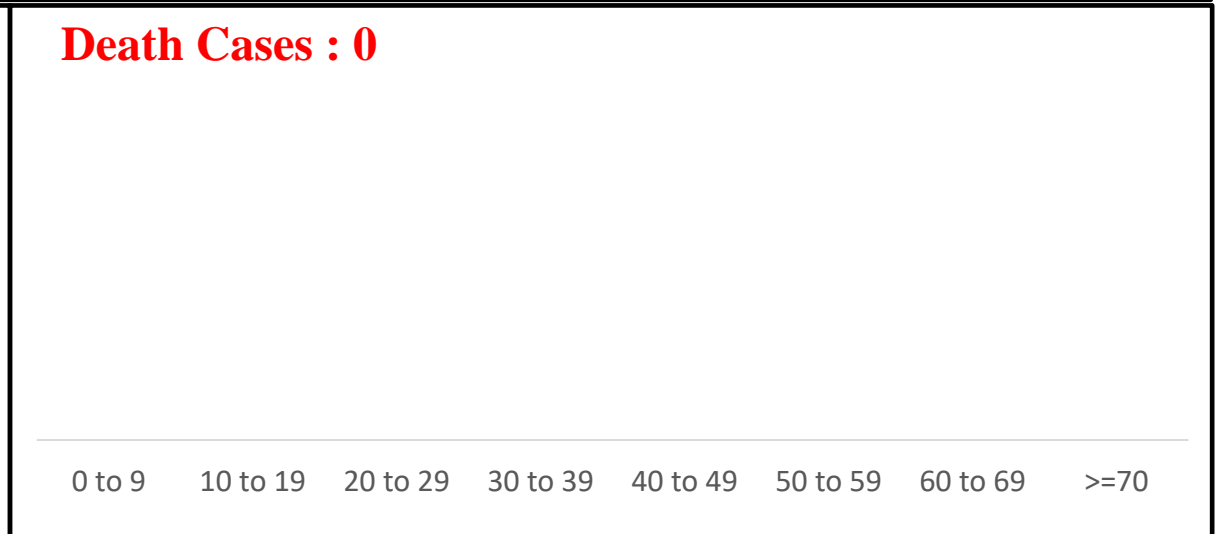
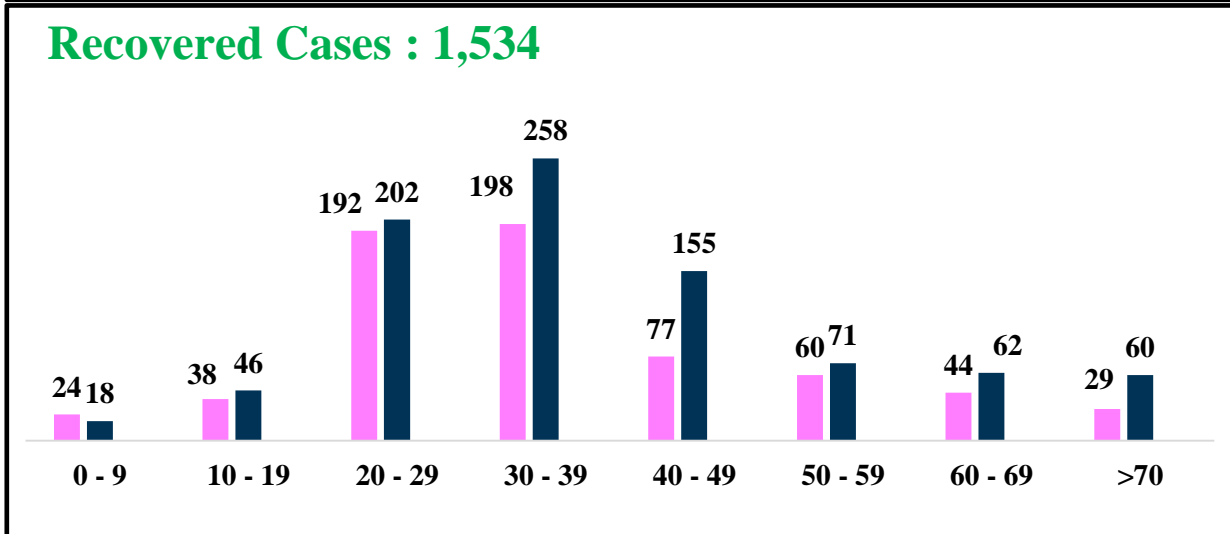
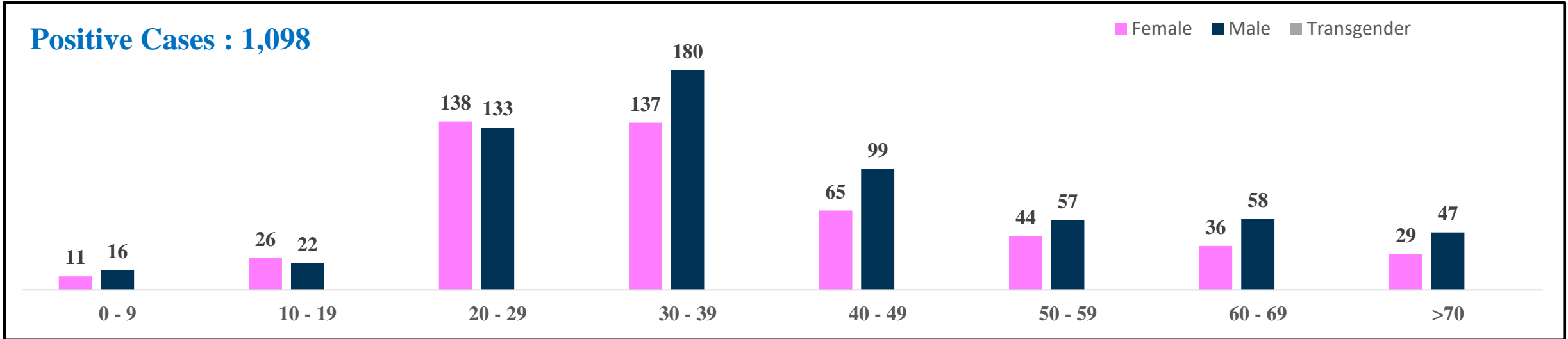


	MALE			FEMALE			TRANSGENDER			TOTAL		
	Last 24 Hours	Last 7 Days	Cumulative	Last 24 Hours	Last 7 Days	Cumulative	Last 24 Hours	Last 7 Days	Cumulative	Last 24 Hours	Last 7 Days	Cumulative
Positive Cases	612	4,561	10,89,493	486	3,669	7,56,179	0	0	196	1,098	8,230	18,46,564
Recovered Cases	872	5,185	10,74,595	662	4,004	7,47,565	0	0	185	1,534	9,189	18,22,252
Death Cases	0	2	10,752	0	2	6,223	0	0	4	0	4	16,979
Total Tests Done	In Last 24 hrs. : 17,819			In last 7 days : 1,11,750			Cumulative : 3,11,86,324					
Vaccine Doses Administered	In Last 24 hrs. : 9,114			In last 7 days : 63,401			Cumulative : 2,02,22,899					
ACTIVE CASES									7,333			

*Covid deaths occurred today : 00 | Covid deaths occurred beyond last 24hrs., reported today : 00



LAST 24 HOURS AGE GROUP AND GENDER WISE DISTRIBUTION

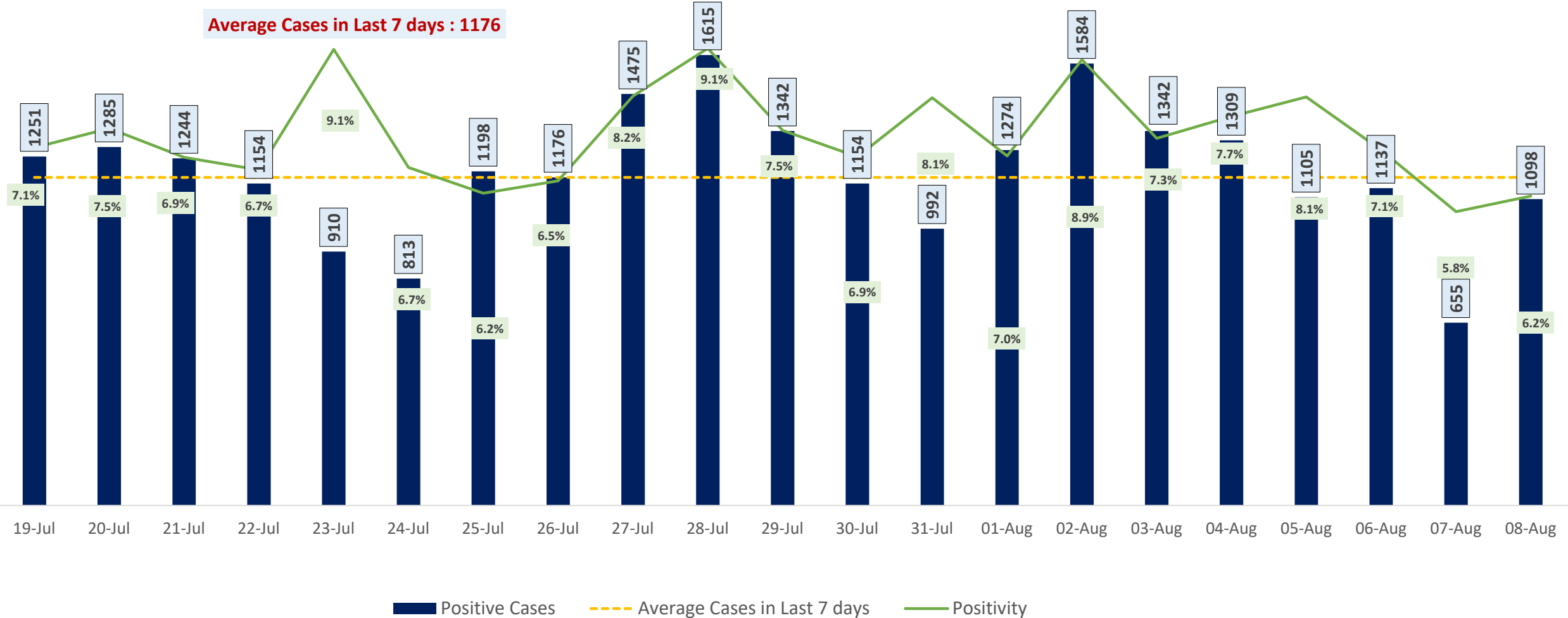




POSITIVITY RATE OF BENGALURU – LAST 21 DAYS



Average Cases in Last 7 days : 1176

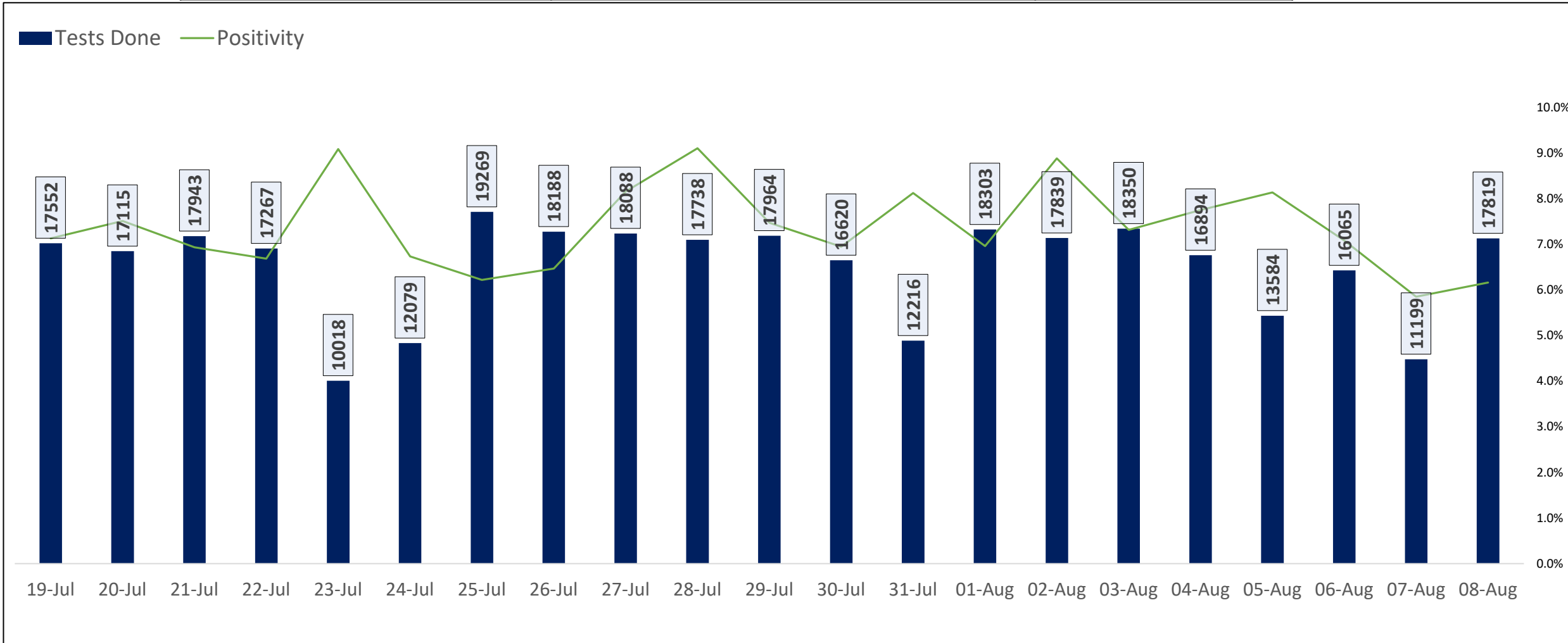




TESTING TRENDS IN BENGALURU

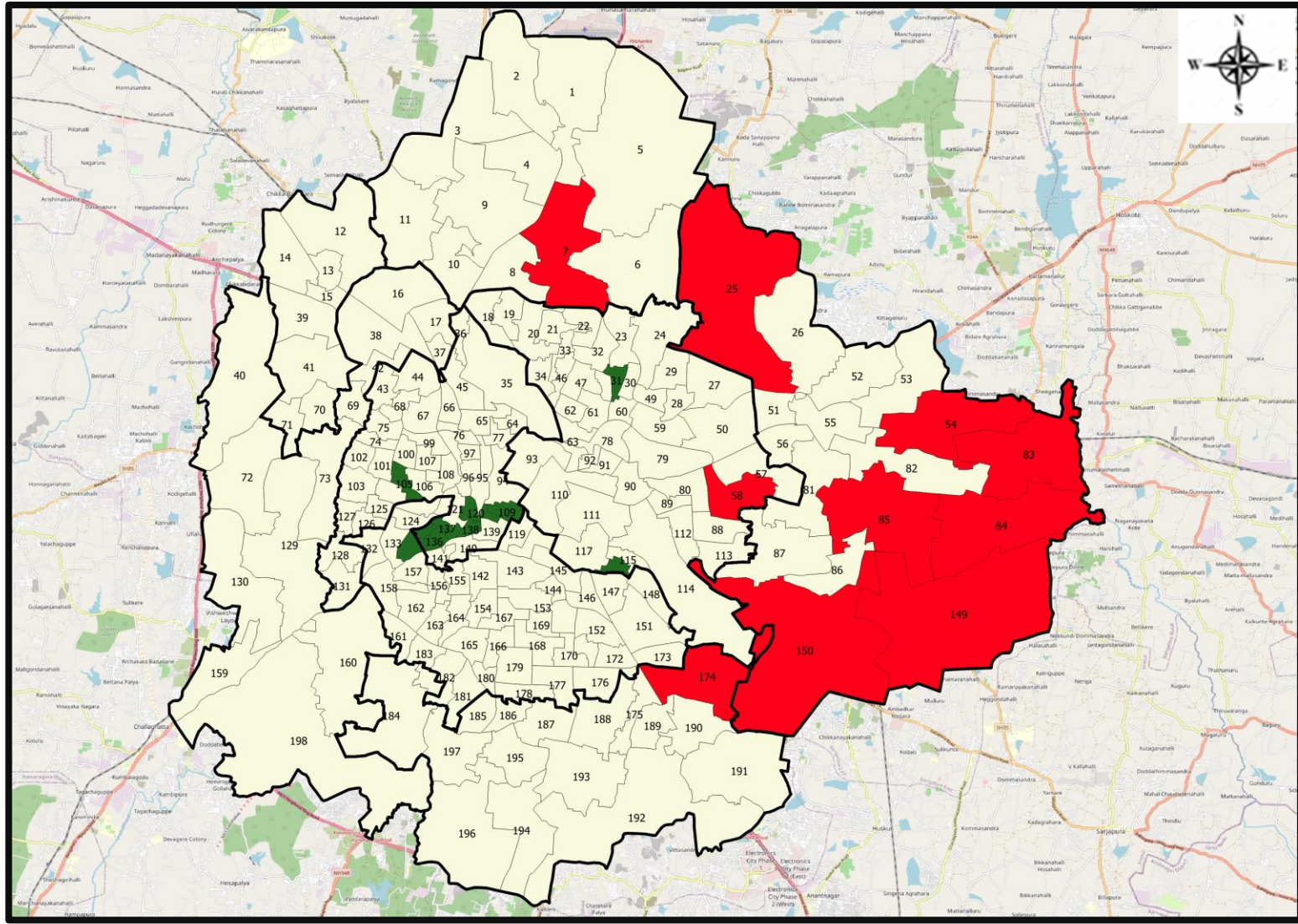


Total Test Conducted Till Date	Test Conducted Last 24 hours	Last 7 Days Average
3,11,86,324	17,819	15,964





BENGALURU URBAN MAP SHOWING TREND OF POSITIVE CASES IN LAST 7 DAYS



Top 10 wards reporting highest number of positive cases in last 7 days

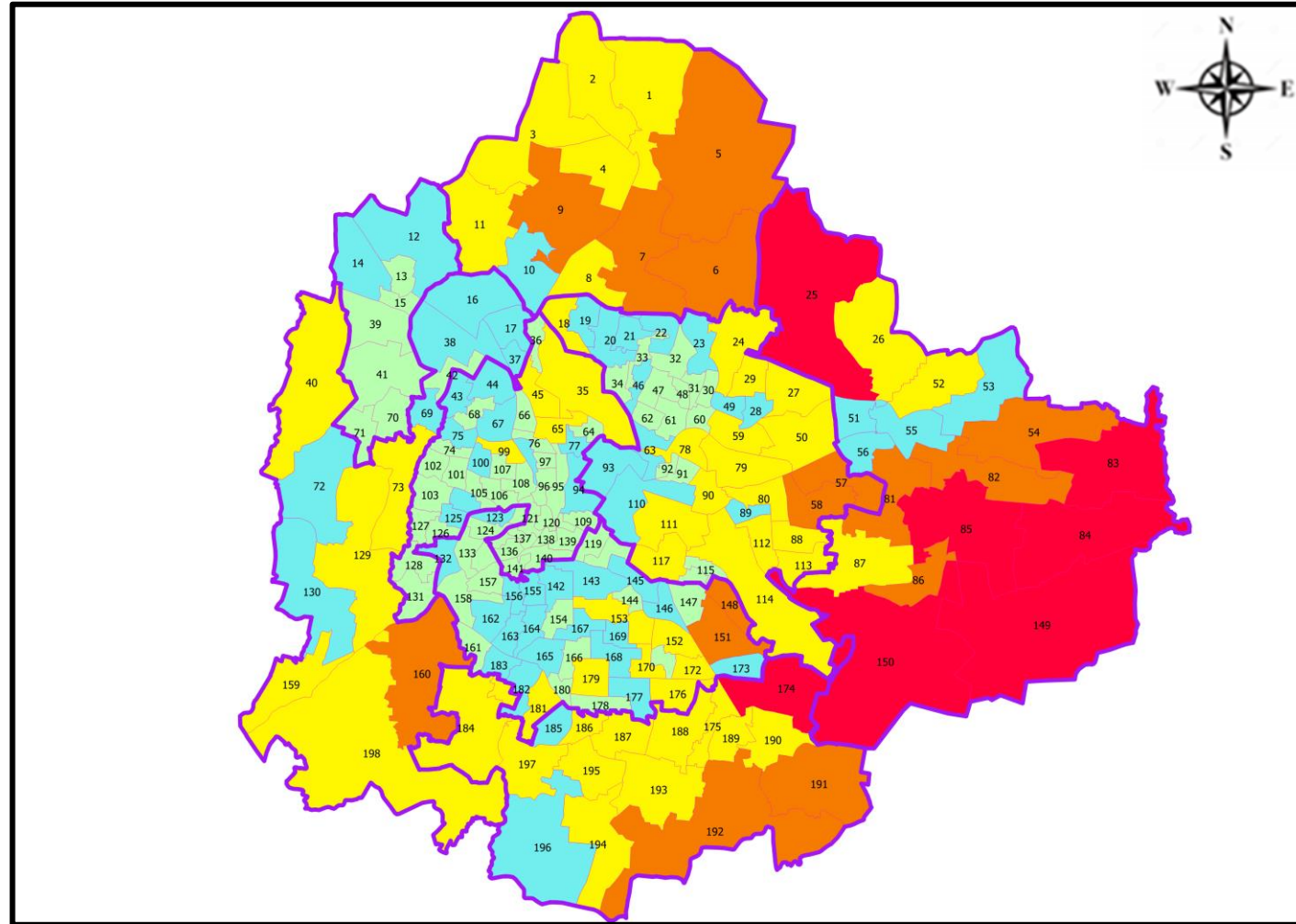
Ward No.	Ward Name	Daily Cases Average
150	Bellanduru	94
85	Dodda Nekkundi	49
149	Varthuru	32
25	Horamavu	31
174	HSR Layout	29
84	Hagadur	26
83	Kadugodi	24
54	Hudi	21
7	Byatarayanapura	21
192	Begur	19







Top 10 wards reporting least number of positive cases in last 7 days

Ward No.	Ward Name	Daily Cases Average
138	Chalavadipalya	0
137	Rayapura	0
136	Jagajivanram Nagar	0
135	Padarayanapura	0
134	Bapuji Nagar	0
120	Cottonpete	0
116	Nilasandra	0
109	Chickpete	0
105	Agrahara Dasarahalli	0
31	Kushal Nagar	0



BENGALURU MAP SHOWING INTENSITY OF POSITIVE CASES IN LAST 7 DAYS



-  **Level 1 : 0 to 10 Cases**
-  **Level 2 : 10 to 25 Cases**
-  **Level 3 : 25 to 75 Cases**
-  **Level 4 : 75 to 150 Cases**
-  **Level 5 : More than 150 Cases**
-  **Zone Boundaries**

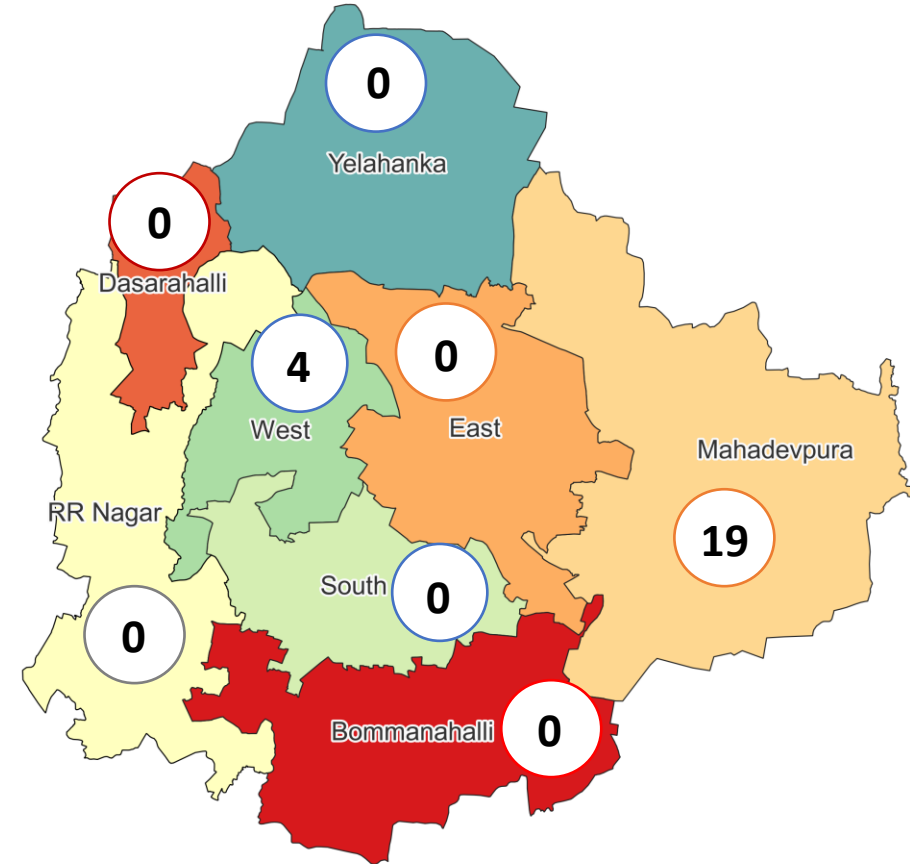


CLUSTER DETAILS



Zone Name	TOTAL CLUSTERS	Budding Clusters	Clusters	Outbreaks
		Less Than 5 Cases	5 To 14 Cases	More Than 14 Cases
BOMMANAHALLI	0 (-)	0 (-)	0 (-)	0 (-)
DASARAHALLI	0 (-)	0 (-)	0 (-)	0 (-)
EAST	0 (-)	0 (-)	0 (-)	0 (-)
MAHADEVPURA	19 (-)	19 (-)	0 (-)	0 (-)
RR NAGAR	0 (-)	0 (-)	0 (-)	0 (-)
SOUTH	0 (-)	0 (-)	0 (-)	0 (-)
WEST	4 (-)	4 (-)	0 (-)	0 (-)
YELAHANKHA	0 (-)	0 (-)	0 (-)	0 (-)
TOTAL	23 (-)	23 (-)	0 (-)	0 (-)

Total Active Clusters



Types of Clusters

Zone Name	Apartments/ Villa	Individual House	Hostels/Quarters	Others	Schools/Colleges
BOMMANAHALLI	0 (-)	0 (-)	0 (-)	0 (-)	0 (-)
DASARAHALLI	0 (-)	0 (-)	0 (-)	0 (-)	0 (-)
EAST	0 (-)	0 (-)	0 (-)	0 (-)	0 (-)
MAHADEVPURA	19 (-)	0 (-)	0 (-)	0 (-)	0 (-)
RR NAGAR	0 (-)	0 (-)	0 (-)	0 (-)	0 (-)
SOUTH	0 (-)	0 (-)	0 (-)	0 (-)	0 (-)
WEST	2 (-)	2 (-)	0 (-)	0 (-)	0 (-)
YELAHANKHA	0 (-)	0 (-)	0 (-)	0 (-)	0 (-)
TOTAL	21 (-)	2 (-)	0 (-)	0 (-)	0 (-)

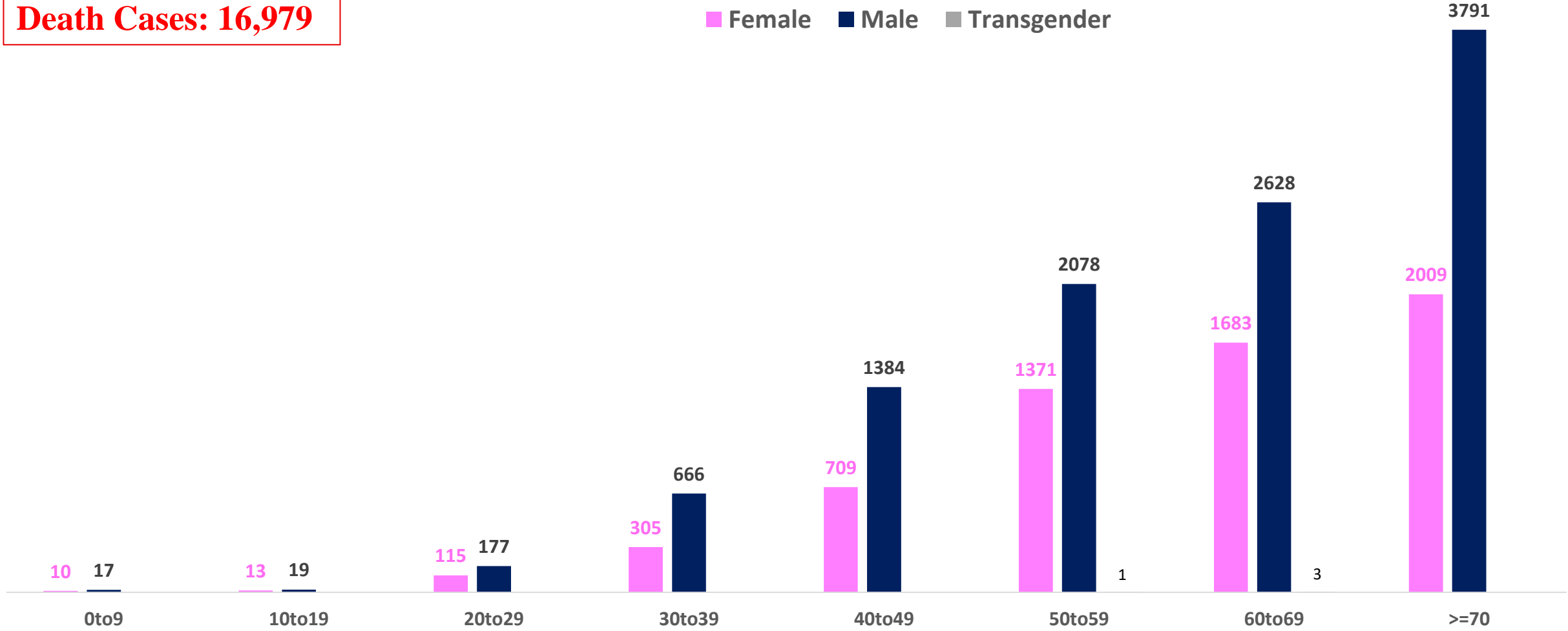
▲▼ : Shows increase and decrease in numbers as compared to previous day



AGE AND GENDER WISE DISTRIBUTION OF DEATH CASES



Death Cases: 16,979





VACCINATION COVERAGE AS ON 08.08.2022



Total Doses Administered

2,02,22,899

▲ 9,114

Total 12-14 years Population : 2.82 Lakhs

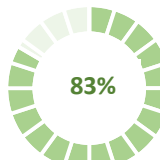
1ST DOSE



2,91,345
Doses administered

▲ 130

2ND DOSE

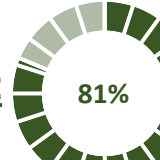


2,34,872
Doses administered

▲ 616

Total 15-18 years Population : 4.42 Lakhs

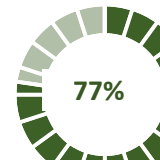
1ST DOSE



3,59,007
Doses administered

▲ 53

2ND DOSE

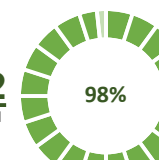


3,41,802
Doses administered

▲ 1,799

Total adult Population : 91.7 Lakhs

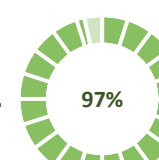
1ST DOSE



90,14,636
Doses administered

▲ 196

2ND DOSE



88,52,594
Doses administered

▲ 578

Priority Group*

Health Care Workers

Dose 1

2,10,372

Doses administered

▲ 1

Dose 2

2,07,060

Doses administered

▲ 3

Frontline Workers

Dose 1

3,81,977

Doses administered

▲ 3

Dose 2

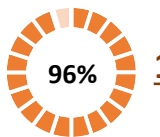
3,73,316

Doses administered

▲ 6

45 – 59 Years Coverage

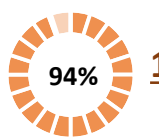
Dose 1



16,95,356
Doses administered

▲ 20

Dose 2

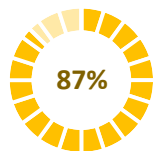


16,72,584
Doses administered

▲ 67

18 - 44 Years Coverage

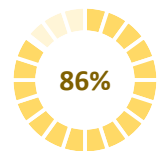
Dose 1



57,46,478
Doses administered

▲ 160

Dose 2



56,35,264
Doses administered

▲ 456

60 + Years Coverage

Dose 1



9,80,453
Doses administered

▲ 12

Dose 2



9,64,370
Doses administered

▲ 46

PRECAUTION DOSE



11,28,643

Doses administered

▲ 5,742

PRECAUTION DOSES ADMINISTERED

Health Care Workers

93,224

Booster Doses administered

▲ 112

Front Line Workers

1,32,163

Booster Doses administered

▲ 271

60 + Years Coverage

3,78,617

Booster Doses administered

▲ 475

18 + Years Coverage

5,24,639

Booster Doses administered

▲ 4,884

▲ indicates the increase in last 24 hours



COVID-19 SCENARIO IN BENGALURU AND OTHER METROPOLITIAN CITIES



CITY NAME	Positive Cases	Active Cases	Recovered	Deceased	Vaccine Doses Administered
New Delhi	19,70,899	7,484	19,37,079	26,336	3,60,02,838
Bengaluru*	18,46,564	7,333	18,22,252	16,979	2,33,94,317
Mumbai	11,27,032	2,977	11,04,395	19,660	2,19,04,367
Chennai	7,84,750	3,343	7,72,338	9,069	1,10,26,736

Source : <https://dashboard.cowin.gov.in/> at 5:40pm (09.08.2022)
Source : <https://www.covid19bharat.org/> at 5:40pm(09.08.2022)

*includes BBMP & Bengaluru Urban



SNAPSHOT OF COVID-19 CASES IN BENGALURU URBAN



**Total Wards With
< =10 Cases* :
58**

**Tests Conducted
on 08.08.2022:
17,819**

**Recovery
Rate*:
98.68%**

**Total
Active Cases :
7,333**

**Total Vaccinated
on 08.08.2022:
9,114**





**Positivity
Rate* :
7.36%**

**Active
Rate*:
0.40%**

**Case
Fatality Rate* :
0.05%**

*Total positive cases In the past 7 days

*CFR and positivity is for Past 7 days

Download BBMP Bulletin	https://apps.bbmpgov.in/covid19/mediabulletin.php
To register for vaccination :	https://selfregistration.cowin.gov.in/
BBMP COVID19 Dashboard:	https://apps.bbmpgov.in/covid19/
Follow us on:	 www.facebook.com/bbmp.comm1/
	 twitter.com/BBMPCOMM
	  BBMPSplHealth

Issued by:

**Honorable Chief Commissioner, BBMP
Special Commissioner Health & IT, BBMP
MD, Bengaluru Smart City Limited**

THANK YOU !



Department of Health and Family Welfare

Avail the COVID-19 Precaution Dose

SIX MONTHS or 26 WEEKS

after receiving Second Dose.

This facility will be available to beneficiaries of 18 to 59 years in Private and for 60+ years in the Government Vaccination Centers.

To register for vaccination, visit www.cowin.gov.in

Wear Mask, Follow Physical Distancing, Maintain Hand Hygiene, Avoid Crowded Places, Don't spit in public places, Get yourself voluntarily vaccinated

For more details please call 24x7 Toll-Free Health Helpline 104

Your Health, Our Responsibility.

